

TIP Project Report

10/16/2023

TIP ID	PIN #	Length in Miles	Lead Agency
JCM 2023-18			City of Johnson City

State	County
TN	Washington

State Route	Total Project Cost
	\$950,000

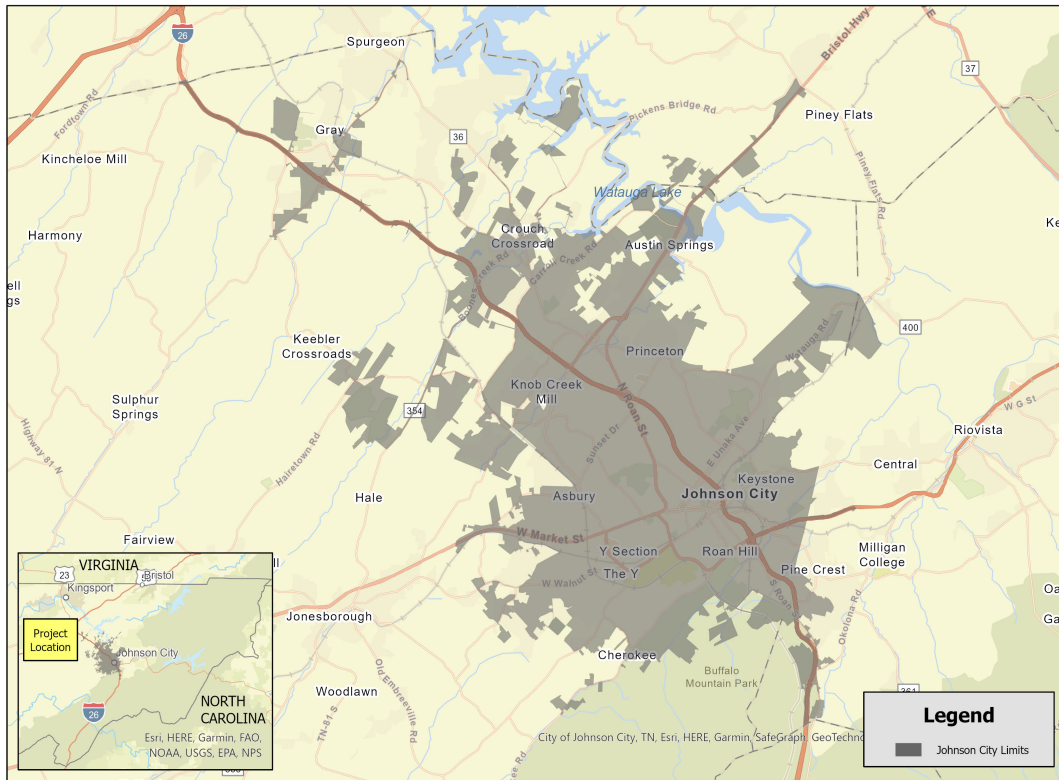
Project Name
ITS Fiber Optic Expansion

Termini
Various routes throughout Johnson City

Project Description
Expand fiber optic cable to additional traffic signals and locations throughout Johnson City.

Long Range Plan #	Conformity Status
ITS, page 4-44	Not Applicable

FY	Phase	Funding	Programmed Funds	Fed Funds	State Fund	Local Funds
2024	PE-N	STBG-L	\$50,000	\$40,000	\$0	\$10,000
2024	PE-D	STBG-L	\$50,000	\$40,000	\$0	\$10,000
2024	CONST	STBG-L	\$850,000	\$680,000	\$0	\$170,000
Total			\$950,000	\$760,000	\$0	\$190,000



ITS Fiber Optic Expansion



TIP Project Report

10/16/2023

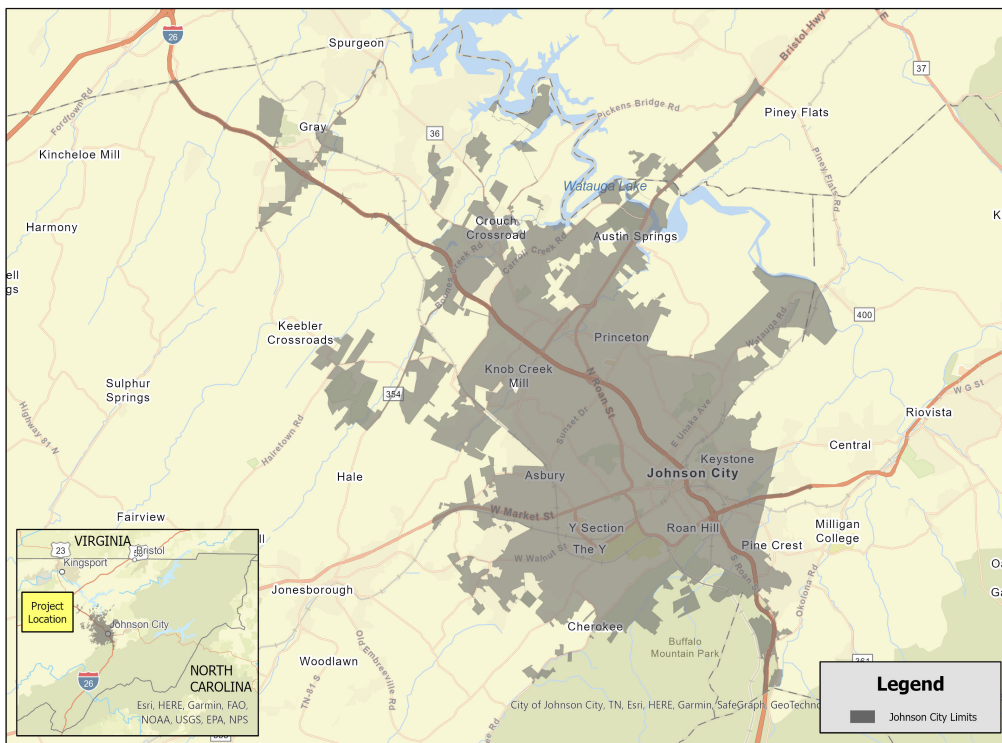
Modified Page

TIP ID	PIN #	Length in Miles	Lead Agency
JCM 2023-18			City of Johnson City
State	County		
TN	Washington		
State Route	Total Project Cost		
	\$950,000		
Project Name			
ITS Fiber Optic Expansion			
Termini			
Various routes throughout Johnson City			
Project Description			
Expand fiber optic cable to additional traffic signals and locations throughout Johnson City.			
Long Range Plan #		Conformity Status	
ITS, page 4-44		Not Applicable	

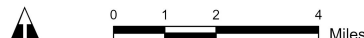
FY	Phase	Funding	Programmed Funds	Fed Funds	State Fund	Local Funds
2024	PE-N	CRP	\$50,000	\$40,000	\$0	\$10,000
2024	PE-D	CRP	\$50,000	\$40,000	\$0	\$10,000
2024	CONST	CRP	\$850,000	\$680,000	\$0	\$170,000
Total			\$950,000	\$760,000	\$0	\$190,000

Comments:

- Modification 3 (STIP 124) - 10/16/2023 - Modified to change the funding source of all phases from STBG-L to CRP, per discussion with TDOT CRP Team.



ITS Fiber Optic Expansion





**eSTIP Fiscal Constraints Report for STIP Period 2023
Johnson City MPO**

Fund Code	Fiscal Year	Budget Total	Programmed Funds	Federal Funding	State Funding	Local Funding	Federal Carryover	Remaining Balance
HIP-CRRSAA	2023	\$75,000	\$75,000	\$75,000	\$0	\$0	\$0	\$0
HSIP	2023	\$128,000	\$128,000	\$115,200	\$12,800	\$0	\$0	\$0
HSIP	2024	\$16,000	\$16,000	\$14,400	\$1,600	\$0	\$0	\$0
HSIP	2025	\$8,000	\$8,000	\$7,200	\$800	\$0	\$0	\$0
HSIP	2026	\$8,000	\$8,000	\$7,200	\$800	\$0	\$0	\$0
HSIP-R	2023	\$500,000	\$500,000	\$450,000	\$50,000	\$0	\$0	\$0
HSIP-R	2024	\$3,500	\$3,500	\$3,150	\$350	\$0	\$0	\$0
HSIP-R	2025	\$2,000	\$2,000	\$1,800	\$200	\$0	\$0	\$0
HSIP-R	2026	\$1,000	\$1,000	\$900	\$100	\$0	\$0	\$0
NHPP	2023	\$4,269,600	\$4,269,600	\$3,415,680	\$853,920	\$0	\$0	\$0
NHPP	2024	\$4,119,600	\$4,119,600	\$3,295,680	\$823,920	\$0	\$0	\$0
NHPP	2025	\$3,283,000	\$3,283,000	\$2,626,400	\$656,600	\$0	\$0	\$0
NHPP	2026	\$2,596,400	\$2,596,400	\$2,077,120	\$519,280	\$0	\$0	\$0
STBG-L	2023	\$12,053,651	\$4,263,000	\$11,937,290	\$0	\$116,361	\$10,117,022	\$7,790,651
STBG-L	2024	\$10,086,919	\$2,680,000	\$9,650,919	\$0	\$436,000	\$7,830,651	\$7,406,919
STBG-L	2025	\$9,596,187	\$2,375,000	\$9,227,187	\$0	\$369,000	\$7,406,919	\$7,221,187
STBG-L	2026	\$9,129,855	\$972,000	\$9,041,455	\$0	\$88,400	\$7,221,187	\$8,157,855
STBG-S	2023	\$4,762,000	\$4,762,000	\$3,809,600	\$952,400	\$0	\$0	\$0
STBG-S	2024	\$2,154,250	\$2,154,250	\$1,723,400	\$430,850	\$0	\$0	\$0
STBG-S	2025	\$1,231,000	\$1,231,000	\$984,800	\$246,200	\$0	\$0	\$0
STBG-S	2026	\$307,750	\$307,750	\$246,200	\$61,550	\$0	\$0	\$0
TAP	2023	\$1,696,780	\$1,696,780	\$1,357,424	\$0	\$339,356	\$0	\$0

Fund Code	Fiscal Year	Budget Total	Programmed Funds	Federal Funding	State Funding	Local Funding	Federal Carryover	Remaining Balance
CRP	2024	\$950,000	\$950,000	\$760,000	\$0	\$190,000	\$0	\$0
HIP-CRRSAA	2023	\$75,000	\$75,000	\$75,000	\$0	\$0	\$0	\$0
HSIP	2023	\$128,000	\$128,000	\$115,200	\$12,800	\$0	\$0	\$0
HSIP	2024	\$16,000	\$16,000	\$14,400	\$1,600	\$0	\$0	\$0
HSIP	2025	\$8,000	\$8,000	\$7,200	\$800	\$0	\$0	\$0
HSIP	2026	\$8,000	\$8,000	\$7,200	\$800	\$0	\$0	\$0
HSIP-R	2023	\$500,000	\$500,000	\$450,000	\$50,000	\$0	\$0	\$0
HSIP-R	2024	\$3,500	\$3,500	\$3,150	\$350	\$0	\$0	\$0
HSIP-R	2025	\$2,000	\$2,000	\$1,800	\$200	\$0	\$0	\$0
HSIP-R	2026	\$1,000	\$1,000	\$900	\$100	\$0	\$0	\$0
NHPP	2023	\$4,269,600	\$4,269,600	\$3,415,680	\$853,920	\$0	\$0	\$0
NHPP	2024	\$4,119,600	\$4,119,600	\$3,295,680	\$823,920	\$0	\$0	\$0
NHPP	2025	\$3,283,000	\$3,283,000	\$2,626,400	\$656,600	\$0	\$0	\$0
NHPP	2026	\$2,596,400	\$2,596,400	\$2,077,120	\$519,280	\$0	\$0	\$0
STBG-L	2023	\$12,053,651	\$4,263,000	\$11,937,290	\$0	\$116,361	\$10,117,022	\$7,790,651
STBG-L	2024	\$10,086,919	\$1,730,000	\$8,890,919	\$0	\$246,000	\$7,790,651	\$8,166,919
STBG-L	2025	\$10,356,187	\$2,375,000	\$9,227,187	\$0	\$369,000	\$8,166,919	\$7,981,187
STBG-L	2026	\$9,889,855	\$972,000	\$9,041,455	\$0	\$88,400	\$7,981,187	\$8,917,855
STBG-S	2023	\$4,762,000	\$4,762,000	\$3,809,600	\$952,400	\$0	\$0	\$0
STBG-S	2024	\$2,154,250	\$2,154,250	\$1,723,400	\$430,850	\$0	\$0	\$0
STBG-S	2025	\$1,231,000	\$1,231,000	\$984,800	\$246,200	\$0	\$0	\$0
STBG-S	2026	\$307,750	\$307,750	\$246,200	\$61,550	\$0	\$0	\$0
TAP	2023	\$1,696,780	\$1,696,780	\$1,357,424	\$0	\$339,356	\$0	\$0