

TIP Project Report

7/11/2023

TIP ID	PIN #	Length in Miles	Lead Agency
JCM 2022-01			City of Johnson City
State	County		
TN	Washington		
State Route	Total Project Cost		
	\$1,000,000		

Project Name

Downtown Johnson City Crosswalk Safety Project

Termini

Intersections of: Buffalo St & S. Roan St; Buffalo St & W. Market St; Buffalo St & W. Main St; Buffalo St & W. State of Franklin Rd; Spring St & W. State of Franklin Rd; and S. Roan St & W. State of Franklin Rd.

Project Description

Improve safety by upgrading lighting at downtown Johnson City crosswalks and correcting Americans with Disabilities Act issues, including meeting Public Right-of-Way Accessibility Guidelines at crosswalks.

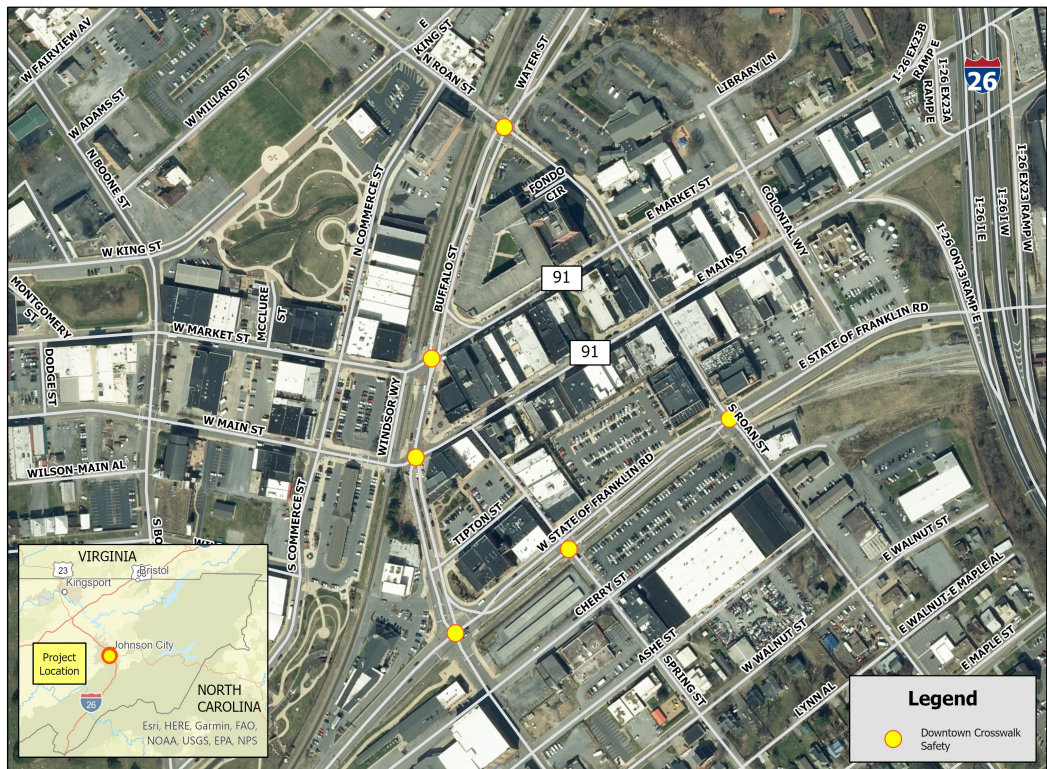
Long Range Plan #

Section 4-3, page 4-29


Conformity Status

Not Applicable

FY	Phase	Funding	Programmed Funds	Fed Funds	State Fund	Local Funds
2023	PE-N	HIP-CRRSAA	\$75,000	\$75,000	\$0	\$0
2023	PE-D	HIP-CRRSAA	\$75,000	\$75,000	\$0	\$0
2023	CONST	HIP-CRRSAA	\$548,197	\$548,197	\$0	\$0
2023	CONST	STBG-L	\$301,803	\$241,442	\$0	\$60,361
Total			\$1,000,000	\$939,639	\$0	\$60,361



Downtown Johnson City Crosswalk Safety



TIP Project Report

7/11/2023

Last Revision
Modification 21

Revision Date
07/11/2023

TIP ID	PIN #	Length in Miles	Lead Agency
JCM 2022-01	133219.00		City of Johnson City
State	County		
TN	Washington		
State Route	Total Project Cost		
	\$1,000,000		

Project Name

Downtown Johnson City Crosswalk Safety Project

Termini

Intersections of: Buffalo St & S. Roan St; Buffalo St & W. Market St; Buffalo St & W. Main St; Buffalo St & W. State of Franklin Rd; Spring St & W. State of Franklin Rd; and S. Roan St & W. State of Franklin Rd.

Project Description

Improve safety by upgrading lighting at downtown Johnson City crosswalks and correcting Americans with Disabilities Act issues, including meeting Public Right-of-Way Accessibility Guidelines at crosswalks.

Long Range Plan #

Section 4-3, page 4-29

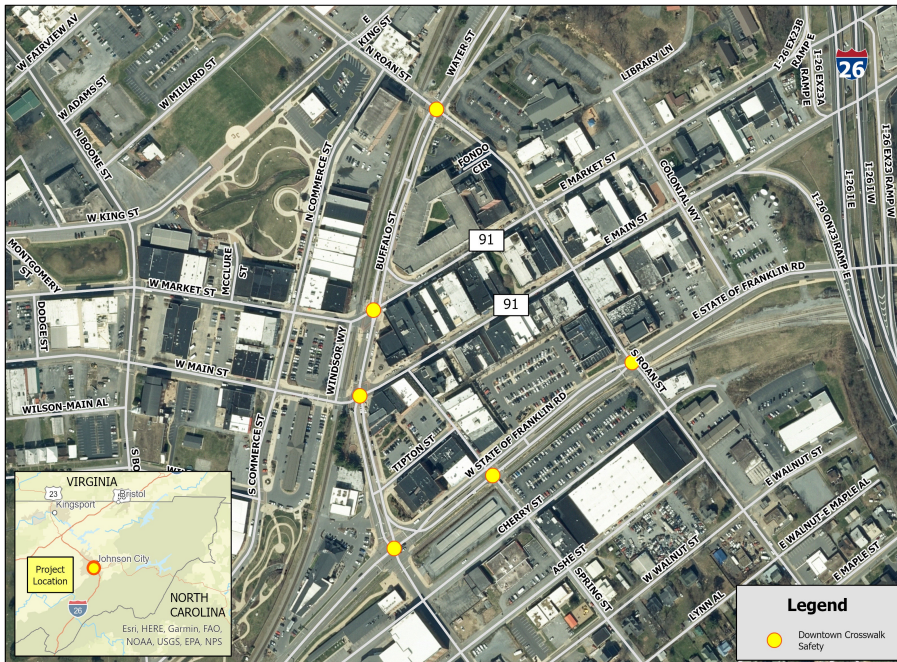
Conformity Status

Not Applicable


FY	Phase	Funding	Programmed Funds	Fed Funds	State Fund	Local Funds
2023	PE-N	HIP-CRRSAA	\$75,000	\$75,000	\$0	\$0
2023	PE-D	STBG-L	\$75,000	\$75,000	\$0	\$0
2023	CONST	STBG-L	\$548,197	\$548,197	\$0	\$0
2023	CONST	STBG-L	\$301,803	\$241,442	\$0	\$60,361
Total			\$1,000,000	\$939,639	\$0	\$60,361

Comments:

- Modified to remove \$623,197 in CRRSAA-HIP funds (100% Federal) and add \$623,197 in STBG-L funds (100% Federal). The total project cost remains the same.



Downtown Johnson City Crosswalk Safety





**eSTIP Fiscal Constraints Report for STIP Period 2023
Johnson City MPO**

Fund Code	Fiscal Year	Budget Total	Programmed Funds	Federal Funding	State Funding	Local Funding	Federal Carryover	Remaining Balance
HIP-CRRSAA	2023	\$698,197	\$698,197	\$698,197	\$0	\$0	\$0	\$0
HSIP	2023	\$128,000	\$128,000	\$115,200	\$12,800	\$0	\$0	\$0
HSIP	2024	\$16,000	\$16,000	\$14,400	\$1,600	\$0	\$0	\$0
HSIP	2025	\$8,000	\$8,000	\$7,200	\$800	\$0	\$0	\$0
HSIP	2026	\$8,000	\$8,000	\$7,200	\$800	\$0	\$0	\$0
HSIP-R	2023	\$3,500	\$3,500	\$3,150	\$350	\$0	\$0	\$0
HSIP-R	2024	\$3,500	\$3,500	\$3,150	\$350	\$0	\$0	\$0
HSIP-R	2025	\$2,000	\$2,000	\$1,800	\$200	\$0	\$0	\$0
HSIP-R	2026	\$1,000	\$1,000	\$900	\$100	\$0	\$0	\$0
NHPP	2023	\$4,269,600	\$4,269,600	\$3,415,680	\$853,920	\$0	\$0	\$0
NHPP	2024	\$4,119,600	\$4,119,600	\$3,295,680	\$823,920	\$0	\$0	\$0
NHPP	2025	\$3,283,000	\$3,283,000	\$2,626,400	\$656,600	\$0	\$0	\$0
NHPP	2026	\$2,596,400	\$2,596,400	\$2,077,120	\$519,280	\$0	\$0	\$0
STBG-L	2023	\$12,053,651	\$3,356,203	\$11,937,290	\$0	\$116,361	\$10,117,022	\$8,697,448
STBG-L	2024	\$10,953,716	\$2,680,000	\$10,517,716	\$0	\$436,000	\$8,697,448	\$8,273,716
STBG-L	2025	\$10,462,984	\$2,375,000	\$10,093,984	\$0	\$369,000	\$8,273,716	\$8,087,984
STBG-L	2026	\$9,996,652	\$972,000	\$9,908,252	\$0	\$88,400	\$8,087,984	\$9,024,652
STBG-S	2023	\$4,762,000	\$4,762,000	\$3,809,600	\$952,400	\$0	\$0	\$0
STBG-S	2024	\$2,154,250	\$2,154,250	\$1,723,400	\$430,850	\$0	\$0	\$0
STBG-S	2025	\$1,231,000	\$1,231,000	\$984,800	\$246,200	\$0	\$0	\$0
STBG-S	2026	\$307,750	\$307,750	\$246,200	\$61,550	\$0	\$0	\$0
TAP	2023	\$1,696,780	\$1,696,780	\$1,357,424	\$0	\$339,356	\$0	\$0



eSTIP Fiscal Constraints Report for STIP Period 2023
Johnson City MPO

Fund Code	Fiscal Year	Budget Total	Programmed Funds	Federal Funding	State Funding	Local Funding	Federal Carryover	Remaining Balance
HIP-CRRSAA	2023	\$75,000	\$75,000	\$75,000	\$0	\$0	\$0	\$0
HSIP	2023	\$128,000	\$128,000	\$115,200	\$12,800	\$0	\$0	\$0
HSIP	2024	\$16,000	\$16,000	\$14,400	\$1,600	\$0	\$0	\$0
HSIP	2025	\$8,000	\$8,000	\$7,200	\$800	\$0	\$0	\$0
HSIP	2026	\$8,000	\$8,000	\$7,200	\$800	\$0	\$0	\$0
HSIP-R	2023	\$3,500	\$3,500	\$3,150	\$350	\$0	\$0	\$0
HSIP-R	2024	\$3,500	\$3,500	\$3,150	\$350	\$0	\$0	\$0
HSIP-R	2025	\$2,000	\$2,000	\$1,800	\$200	\$0	\$0	\$0
HSIP-R	2026	\$1,000	\$1,000	\$900	\$100	\$0	\$0	\$0
NHPP	2023	\$4,269,600	\$4,269,600	\$3,415,680	\$853,920	\$0	\$0	\$0
NHPP	2024	\$4,119,600	\$4,119,600	\$3,295,680	\$823,920	\$0	\$0	\$0
NHPP	2025	\$3,283,000	\$3,283,000	\$2,626,400	\$656,600	\$0	\$0	\$0
NHPP	2026	\$2,596,400	\$2,596,400	\$2,077,120	\$519,280	\$0	\$0	\$0
STBG-L	2023	\$12,053,651	\$3,979,400	\$11,937,290	\$0	\$116,361	\$10,117,022	\$8,074,251
STBG-L	2024	\$10,330,519	\$2,680,000	\$9,894,519	\$0	\$436,000	\$8,074,251	\$7,650,519
STBG-L	2025	\$9,839,787	\$2,375,000	\$9,470,787	\$0	\$369,000	\$7,650,519	\$7,464,787
STBG-L	2026	\$9,373,455	\$972,000	\$9,285,055	\$0	\$88,400	\$7,464,787	\$8,401,455
STBG-S	2023	\$4,762,000	\$4,762,000	\$3,809,600	\$952,400	\$0	\$0	\$0
STBG-S	2024	\$2,154,250	\$2,154,250	\$1,723,400	\$430,850	\$0	\$0	\$0
STBG-S	2025	\$1,231,000	\$1,231,000	\$984,800	\$246,200	\$0	\$0	\$0
STBG-S	2026	\$307,750	\$307,750	\$246,200	\$61,550	\$0	\$0	\$0
TAP	2023	\$1,696,780	\$1,696,780	\$1,357,424	\$0	\$339,356	\$0	\$0