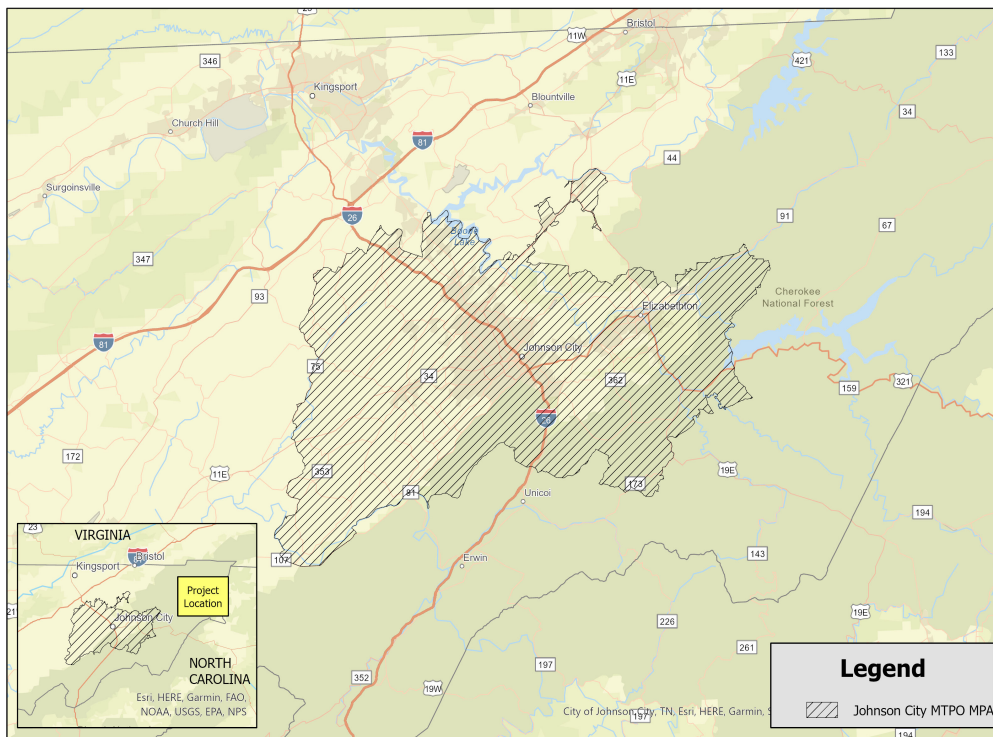


## TIP Project Report 8/23/2023

<b>TIP ID</b>	<b>PIN #</b>	<b>Length in Miles</b>	<b>Lead Agency</b>
JCM 2090595	126823.00		TDOT
<b>State</b>	<b>County</b>		
TN	Carter, Sullivan, Unicoi, Washington		
<b>State Route</b>	<b>Total Project Cost</b>		
	\$170,000		
<b>Project Name</b>			
Safety - Urban Grouping			
<b>Termini</b>			
Throughout the Johnson City MTPO area			
<b>Project Description</b>			
See TIP Grouping Descriptions for a comprehensive listing of activities including but not limited for eligibility			
<b>Long Range Plan #</b>		<b>Conformity Status</b>	
TSM, page 5-26		Not Applicable	

FY	Phase	Funding	Programmed Funds	Fed Funds	State Fund	Local Funds
2023	PE/ROW/CONST	HSIP	\$128,000	\$115,200	\$12,800	\$0
2023	PE/ROW/CONST	HSIP-R	\$3,500	\$3,150	\$350	\$0
2024	PE/ROW/CONST	HSIP	\$16,000	\$14,400	\$1,600	\$0
2024	PE/ROW/CONST	HSIP-R	\$3,500	\$3,150	\$350	\$0
2025	PE/ROW/CONST	HSIP-R	\$2,000	\$1,800	\$200	\$0
2025	PE/ROW/CONST	HSIP	\$8,000	\$7,200	\$800	\$0
2026	PE/ROW/CONST	HSIP	\$8,000	\$7,200	\$800	\$0
2026	PE/ROW/CONST	HSIP-R	\$1,000	\$900	\$100	\$0
<b>Total</b>			<b>\$170,000</b>	<b>\$153,000</b>	<b>\$17,000</b>	<b>\$0</b>



Safety - Urban Grouping



## TIP Project Report

8/24/2023

<b>TIP ID</b>	<b>PIN #</b>	<b>Length in Miles</b>	<b>Lead Agency</b>
JCM 2090595	126823.00		TDOT

<b>State</b>	<b>County</b>
TN	Carter, Sullivan, Unicoi, Washington, Washington

<b>State Route</b>	<b>Total Project Cost</b>
	\$666,500

**Project Name**  
Safety - Urban Grouping

**Termini**  
Throughout the Johnson City MTPO area

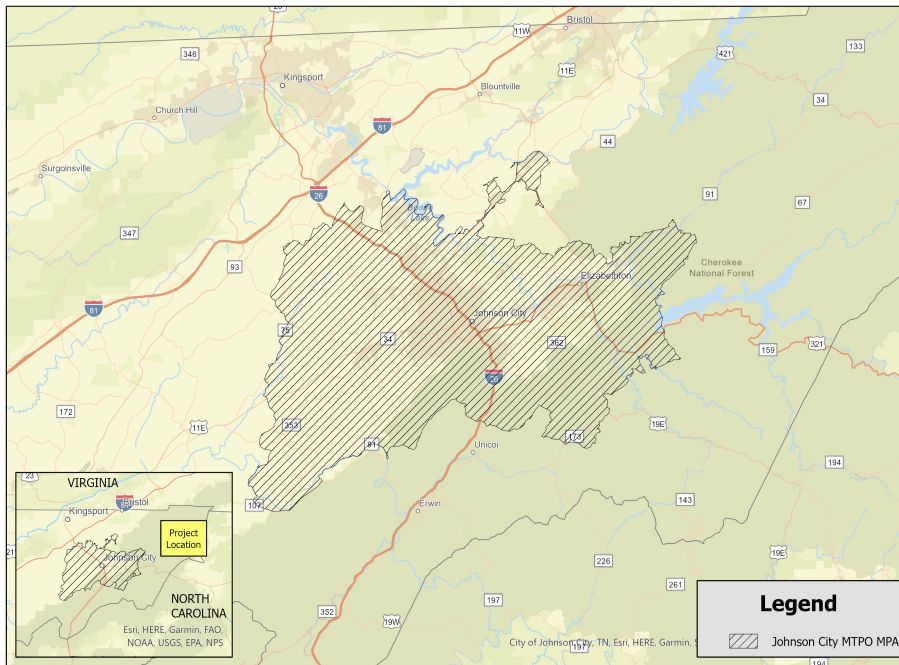
**Project Description**  
See TIP Grouping Descriptions for a comprehensive listing of activities including but not limited for eligibility

<b>Long Range Plan #</b>	<b>Conformity Status</b>
TSM, page 5-26	Not Applicable

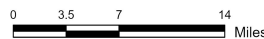
FY	Phase	Funding	Programmed Funds	Fed Funds	State Fund	Local Funds
2023	PE/ROW/CONST	HSIP	\$128,000	\$115,200	\$12,800	\$0
2023	PE/ROW/CONST	HSIP-R	\$500,000	\$450,000	\$50,000	\$0
2024	PE/ROW/CONST	HSIP	\$16,000	\$14,400	\$1,600	\$0
2024	PE/ROW/CONST	HSIP-R	\$3,500	\$3,150	\$350	\$0
2025	PE/ROW/CONST	HSIP-R	\$2,000	\$1,800	\$200	\$0
2025	PE/ROW/CONST	HSIP	\$8,000	\$7,200	\$800	\$0
2026	PE/ROW/CONST	HSIP	\$8,000	\$7,200	\$800	\$0
2026	PE/ROW/CONST	HSIP-R	\$1,000	\$900	\$100	\$0
<b>Total</b>			<b>\$666,500</b>	<b>\$599,850</b>	<b>\$66,650</b>	<b>\$0</b>

**Comments:**

- Modification 2 (STIP 86) - 8/24/2023 - TDOT is requesting to add \$496,500 HSIP-R funding (\$446,850 Federal and \$49,650 State) to FY 2023 . The project total will increase to \$666,500.



Safety - Urban Grouping





**eSTIP Fiscal Constraints Report for STIP Period 2023  
Johnson City MPO**

<b>Fund Code</b>	<b>Fiscal Year</b>	<b>Budget Total</b>	<b>Programmed Funds</b>	<b>Federal Funding</b>	<b>State Funding</b>	<b>Local Funding</b>	<b>Federal Carryover</b>	<b>Remaining Balance</b>
HIP-CRRSAA	2023	\$75,000	\$75,000	\$75,000	\$0	\$0	\$0	\$0
HSIP	2023	\$128,000	\$128,000	\$115,200	\$12,800	\$0	\$0	\$0
HSIP	2024	\$16,000	\$16,000	\$14,400	\$1,600	\$0	\$0	\$0
HSIP	2025	\$8,000	\$8,000	\$7,200	\$800	\$0	\$0	\$0
HSIP	2026	\$8,000	\$8,000	\$7,200	\$800	\$0	\$0	\$0
HSIP-R	2023	\$3,500	\$3,500	\$3,150	\$350	\$0	\$0	\$0
HSIP-R	2024	\$3,500	\$3,500	\$3,150	\$350	\$0	\$0	\$0
HSIP-R	2025	\$2,000	\$2,000	\$1,800	\$200	\$0	\$0	\$0
HSIP-R	2026	\$1,000	\$1,000	\$900	\$100	\$0	\$0	\$0
NHPP	2023	\$4,269,600	\$4,269,600	\$3,415,680	\$853,920	\$0	\$0	\$0
NHPP	2024	\$4,119,600	\$4,119,600	\$3,295,680	\$823,920	\$0	\$0	\$0
NHPP	2025	\$3,283,000	\$3,283,000	\$2,626,400	\$656,600	\$0	\$0	\$0
NHPP	2026	\$2,596,400	\$2,596,400	\$2,077,120	\$519,280	\$0	\$0	\$0
STBG-L	2023	\$12,093,651	\$4,263,000	\$11,937,290	\$0	\$156,361	\$10,117,022	\$7,830,651
STBG-L	2024	\$9,650,919	\$2,680,000	\$9,214,919	\$0	\$436,000	\$7,830,651	\$7,406,919
STBG-L	2025	\$9,227,187	\$2,375,000	\$8,858,187	\$0	\$369,000	\$7,406,919	\$7,221,187
STBG-L	2026	\$9,041,455	\$972,000	\$8,953,055	\$0	\$88,400	\$7,221,187	\$8,157,855
STBG-S	2023	\$4,762,000	\$4,762,000	\$3,809,600	\$952,400	\$0	\$0	\$0
STBG-S	2024	\$2,154,250	\$2,154,250	\$1,723,400	\$430,850	\$0	\$0	\$0
STBG-S	2025	\$1,231,000	\$1,231,000	\$984,800	\$246,200	\$0	\$0	\$0
STBG-S	2026	\$307,750	\$307,750	\$246,200	\$61,550	\$0	\$0	\$0
TAP	2023	\$1,696,780	\$1,696,780	\$1,357,424	\$0	\$339,356	\$0	\$0



**eSTIP Fiscal Constraints Report for STIP Period 2023  
Johnson City MPO**

<b>Fund Code</b>	<b>Fiscal Year</b>	<b>Budget Total</b>	<b>Programmed Funds</b>	<b>Federal Funding</b>	<b>State Funding</b>	<b>Local Funding</b>	<b>Federal Carryover</b>	<b>Remaining Balance</b>
HIP-CRRSAA	2023	\$75,000	\$75,000	\$75,000	\$0	\$0	\$0	\$0
HSIP	2023	\$128,000	\$128,000	\$115,200	\$12,800	\$0	\$0	\$0
HSIP	2024	\$16,000	\$16,000	\$14,400	\$1,600	\$0	\$0	\$0
HSIP	2025	\$8,000	\$8,000	\$7,200	\$800	\$0	\$0	\$0
HSIP	2026	\$8,000	\$8,000	\$7,200	\$800	\$0	\$0	\$0
HSIP-R	2023	\$500,000	\$500,000	\$450,000	\$50,000	\$0	\$0	\$0
HSIP-R	2024	\$3,500	\$3,500	\$3,150	\$350	\$0	\$0	\$0
HSIP-R	2025	\$2,000	\$2,000	\$1,800	\$200	\$0	\$0	\$0
HSIP-R	2026	\$1,000	\$1,000	\$900	\$100	\$0	\$0	\$0
NHPP	2023	\$4,269,600	\$4,269,600	\$3,415,680	\$853,920	\$0	\$0	\$0
NHPP	2024	\$4,119,600	\$4,119,600	\$3,295,680	\$823,920	\$0	\$0	\$0
NHPP	2025	\$3,283,000	\$3,283,000	\$2,626,400	\$656,600	\$0	\$0	\$0
NHPP	2026	\$2,596,400	\$2,596,400	\$2,077,120	\$519,280	\$0	\$0	\$0
STBG-L	2023	\$12,093,651	\$4,263,000	\$11,937,290	\$0	\$156,361	\$10,117,022	\$7,830,651
STBG-L	2024	\$9,650,919	\$2,680,000	\$9,214,919	\$0	\$436,000	\$7,830,651	\$7,406,919
STBG-L	2025	\$9,227,187	\$2,375,000	\$8,858,187	\$0	\$369,000	\$7,406,919	\$7,221,187
STBG-L	2026	\$9,041,455	\$972,000	\$8,953,055	\$0	\$88,400	\$7,221,187	\$8,157,855
STBG-S	2023	\$4,762,000	\$4,762,000	\$3,809,600	\$952,400	\$0	\$0	\$0
STBG-S	2024	\$2,154,250	\$2,154,250	\$1,723,400	\$430,850	\$0	\$0	\$0
STBG-S	2025	\$1,231,000	\$1,231,000	\$984,800	\$246,200	\$0	\$0	\$0
STBG-S	2026	\$307,750	\$307,750	\$246,200	\$61,550	\$0	\$0	\$0
TAP	2023	\$1,696,780	\$1,696,780	\$1,357,424	\$0	\$339,356	\$0	\$0