

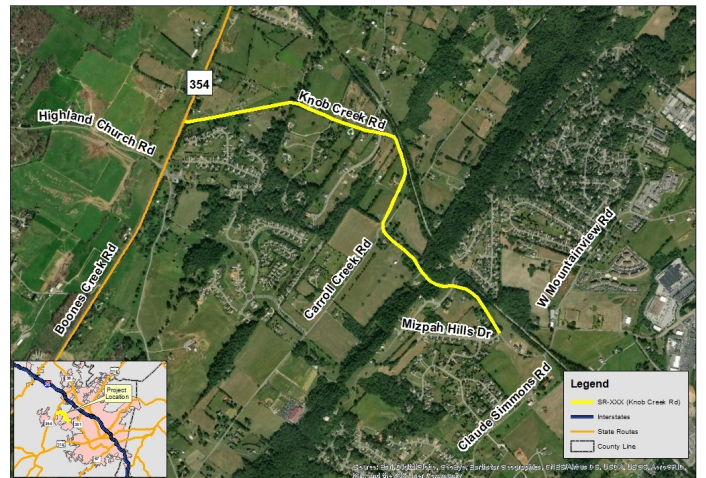
Fiscal Years 2020-2023 Transportation Improvement Program

Project Name	SR-XXX (Knob Creek Rd)		TIP #	2090015
Improvement Type	Reconstruction		Lead Agency	TDOT
County	Washington County	Length	2.00	Regional Plan ID Pg 5-14, No. 17
Air Quality Status	Attainment	TDOT PIN	124790.00	Project Cost \$41,400,000.00
Route	SR-XXX (LR6040)			
Location	(Knob Creek Rd), From SR-354 (Boones Creek Rd) to Mizpah Hills Dr (IA)			
Project Description	Reconstruct 2 lane roadway addressing geometric issues			

Fiscal Year	Type of Work	Funding Type	Total Funds	Federal Funds	State Funds	Local funds
2022	PE- NEPA	STBG-S	\$1,610,000.00	\$1,288,000.00	\$322,000.00	\$0.00
2022	PE- Design	STBG-S	\$690,000.00	\$552,000.00	\$138,000.00	\$0.00
TOTAL			\$2,300,000.00	\$1,840,000.00	\$460,000.00	\$0.00

REVISION HISTORY

PROJECT NOTES



SR-XXX (Knob Creek Rd) 1:16,687

Fiscal Years 2020-2023 Transportation Improvement Program

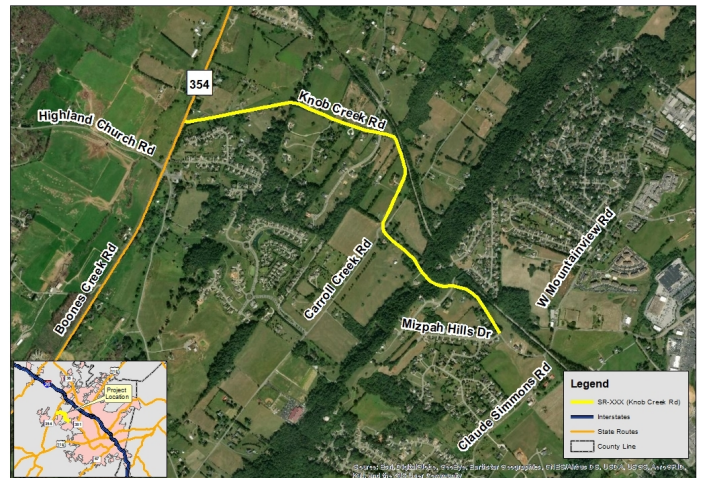
Project Name	SR-XXX (Knob Creek Rd)		TIP #	2090015
Improvement Type	Reconstruction		Lead Agency	TDOT
County	Washington County	Length	2.00	Regional Plan ID Pg 5-14, No. 17
Air Quality Status	Attainment	TDOT PIN	124790.00	Project Cost \$41,400,000.00
Route	SR-XXX (LR6040)			
Location	(Knob Creek Rd), From SR-354 (Boones Creek Rd) to Mizpah Hills Dr (IA)			
Project Description	Reconstruct 2 lane roadway addressing geometric issues			

Fiscal Year	Type of Work	Funding Type	Total Funds	Federal Funds	State Funds	Local funds
2023	PE- NEPA	STBG-S	\$1,610,000.00	\$1,288,000.00	\$322,000.00	\$0.00
2023	PE- Design	STBG-S	\$690,000.00	\$552,000.00	\$138,000.00	\$0.00
TOTAL			\$2,300,000.00	\$1,840,000.00	\$460,000.00	\$0.00

REVISION HISTORY

8/11/2020	Adjust# 10	Modified for TDOT to move PE-N and PE-D from FY 2022 to FY 2023.
-----------	------------	--


PROJECT NOTES



SR-XXX (Knob Creek Rd)



1:16,687



**Johnson City MTPO FY 2020 - 2023 TIP
Financial Summary of Highway Funds**

Highway Totals for FY 2020						
Funding Source	Est. Fed Revenue	Programmed Funds	Federal Funds	State Funds	Local Funds	Federal Balance
STBG-M	\$9,465,357	\$2,504,396	\$2,279,917	\$0	\$224,479	\$7,185,440
STBG-S	\$2,961,561	\$3,664,451	\$2,961,561	\$702,890	\$0	\$0
HPP	\$2,132,439	\$2,665,549	\$2,132,439	\$533,110	\$0	\$0
HSIP	\$2,070,000	\$2,300,000	\$2,070,000	\$230,000	\$0	\$0
HSIP-R	\$13,500	\$15,000	\$13,500	\$1,500	\$0	\$0
NHPP	\$168,000	\$210,000	\$168,000	\$42,000	\$0	\$0
TAP	\$797,424	\$996,780	\$797,424	\$0	\$199,356	\$0
ACNHPP	\$0	\$4,000,000	\$0	\$4,000,000	\$0	\$0
Opr & Maint	\$0	\$64,183,520	\$0	\$11,433,200	\$52,750,320	\$0
Totals:	\$17,608,281	\$80,539,696	\$10,422,841	\$16,942,700	\$53,174,155	\$7,185,440

Highway Totals for FY 2021						
Funding Source	Est. Fed Revenue	Programmed Funds	Federal Funds	State Funds	Local Funds	Federal Balance
STBG-M	\$8,944,440	\$0	\$0	\$0	\$0	\$8,944,440
STBG-S	\$192,000	\$240,000	\$192,000	\$48,000	\$0	\$0
HSIP	\$140,625	\$156,250	\$140,625	\$15,625	\$0	\$0
HSIP-R	\$945	\$1,050	\$945	\$105	\$0	\$0
NHPP	\$144,000	\$180,000	\$144,000	\$36,000	\$0	\$0
TAP	\$0	\$0	\$0	\$0	\$0	\$0
Opr & Maint	\$0	\$64,825,355	\$0	\$11,547,532	\$53,277,823	\$0
Totals:	\$9,422,010	\$65,402,655	\$477,570	\$11,647,262	\$53,277,823	\$8,944,440

Highway Totals for FY 2022						
Funding Source	Est. Fed Revenue	Programmed Funds	Federal Funds	State Funds	Local Funds	Federal Balance
STBG-M	\$10,703,440	\$0	\$0	\$0	\$0	\$10,703,440
STBG-S	\$1,968,000	\$2,460,000	\$1,968,000	\$492,000	\$0	\$0
HSIP	\$84,375	\$93,750	\$84,375	\$9,375	\$0	\$0
HSIP-R	\$405	\$450	\$405	\$45	\$0	\$0
NHPP	\$96,000	\$120,000	\$96,000	\$24,000	\$0	\$0
TAP	\$0	\$0	\$0	\$0	\$0	\$0
Opr & Maint	\$0	\$65,473,609	\$0	\$11,663,007	\$53,810,601	\$0
Totals:	\$12,852,220	\$68,147,809	\$2,148,780	\$12,188,427	\$53,810,601	\$10,703,440

Highway Totals for FY 2023						
Funding Source	Est. Fed Revenue	Programmed Funds	Federal Funds	State Funds	Local Funds	Federal Balance
STBG-M	\$12,462,440	\$0	\$0	\$0	\$0	\$12,462,440
STBG-S	\$96,000	\$120,000	\$96,000	\$24,000	\$0	\$0
HSIP	\$56,250	\$62,500	\$56,250	\$6,250	\$0	\$0
HSIP-R	\$203	\$226	\$203	\$23	\$0	\$0
NHPP	\$72,000	\$90,000	\$72,000	\$18,000	\$0	\$0
TAP	\$0	\$0	\$0	\$0	\$0	\$0
Opr & Maint	\$0	\$66,128,345	\$0	\$11,779,637	\$54,348,707	\$0
Totals:	\$12,686,893	\$66,401,071	\$224,453	\$11,827,910	\$54,348,707	\$12,462,440

Johnson City MTPO FY 2020 - 2023 TIP
Financial Summary of Highway Funds

Highway Totals for FY 2020						
Funding Source	Est. Fed Revenue	Programmed Funds	Federal Funds	State Funds	Local Funds	Federal Balance
STBG-M	\$9,465,357	\$2,504,396	\$2,279,917	\$0	\$224,479	\$7,185,440
STBG-S	\$2,961,561	\$3,664,451	\$2,961,561	\$702,890	\$0	\$0
HPP	\$2,132,439	\$2,665,549	\$2,132,439	\$533,110	\$0	\$0
HSIP	\$2,070,000	\$2,300,000	\$2,070,000	\$230,000	\$0	\$0
HSIP-R	\$13,500	\$15,000	\$13,500	\$1,500	\$0	\$0
NHPP	\$168,000	\$210,000	\$168,000	\$42,000	\$0	\$0
TAP	\$797,424	\$996,780	\$797,424	\$0	\$199,356	\$0
ACNHPP	\$0	\$4,000,000	\$0	\$4,000,000	\$0	\$0
Opr & Maint	\$0	\$64,183,520	\$0	\$11,433,200	\$52,750,320	\$0
Totals:	\$17,608,281	\$80,539,696	\$10,422,841	\$16,942,700	\$53,174,155	\$7,185,440

Highway Totals for FY 2021						
Funding Source	Est. Fed Revenue	Programmed Funds	Federal Funds	State Funds	Local Funds	Federal Balance
STBG-M	\$8,944,440	\$0	\$0	\$0	\$0	\$8,944,440
STBG-S	\$192,000	\$240,000	\$192,000	\$48,000	\$0	\$0
HSIP	\$140,625	\$156,250	\$140,625	\$15,625	\$0	\$0
HSIP-R	\$945	\$1,050	\$945	\$105	\$0	\$0
NHPP	\$144,000	\$180,000	\$144,000	\$36,000	\$0	\$0
TAP	\$0	\$0	\$0	\$0	\$0	\$0
Opr & Maint	\$0	\$64,825,355	\$0	\$11,547,532	\$53,277,823	\$0
Totals:	\$9,422,010	\$65,402,655	\$477,570	\$11,647,262	\$53,277,823	\$8,944,440

Highway Totals for FY 2022						
Funding Source	Est. Fed Revenue	Programmed Funds	Federal Funds	State Funds	Local Funds	Federal Balance
STBG-M	\$10,703,440	\$0	\$0	\$0	\$0	\$10,703,440
STBG-S	\$128,000	\$160,000	\$128,000	\$32,000	\$0	\$0
HSIP	\$84,375	\$93,750	\$84,375	\$9,375	\$0	\$0
HSIP-R	\$405	\$450	\$405	\$45	\$0	\$0
NHPP	\$96,000	\$120,000	\$96,000	\$24,000	\$0	\$0
TAP	\$0	\$0	\$0	\$0	\$0	\$0
Opr & Maint	\$0	\$65,473,609	\$0	\$11,663,007	\$53,810,601	\$0
Totals:	\$11,012,220	\$65,847,809	\$308,780	\$11,728,427	\$53,810,601	\$10,703,440

Highway Totals for FY 2023						
Funding Source	Est. Fed Revenue	Programmed Funds	Federal Funds	State Funds	Local Funds	Federal Balance
STBG-M	\$12,462,440	\$0	\$0	\$0	\$0	\$12,462,440
STBG-S	\$1,936,000	\$2,420,000	\$1,936,000	\$484,000	\$0	\$0
HSIP	\$56,250	\$62,500	\$56,250	\$6,250	\$0	\$0
HSIP-R	\$203	\$226	\$203	\$23	\$0	\$0
NHPP	\$72,000	\$90,000	\$72,000	\$18,000	\$0	\$0
TAP	\$0	\$0	\$0	\$0	\$0	\$0
Opr & Maint	\$0	\$66,128,345	\$0	\$11,779,637	\$54,348,707	\$0
Totals:	\$14,526,893	\$68,701,071	\$2,064,453	\$12,287,910	\$54,348,707	\$12,462,440